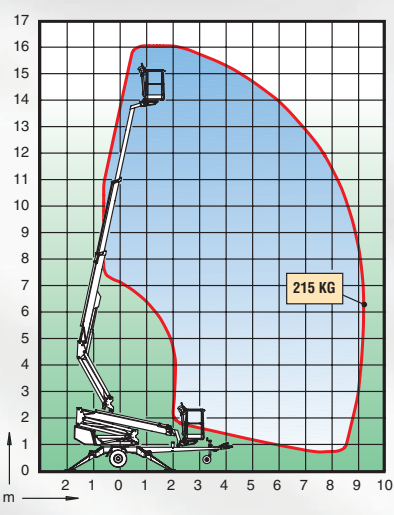




COMPLETE RANGE OF DINO® TRAILERS

DINO® 160XT

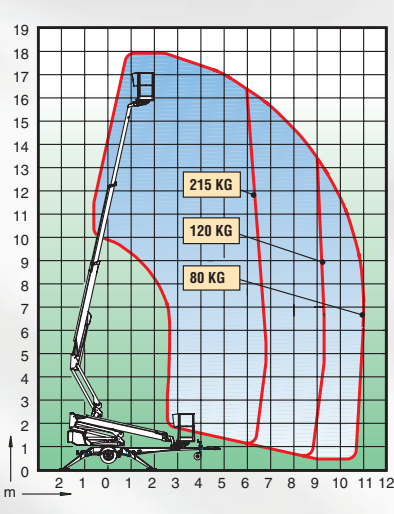


Max. working height	16.0 m
Max. platform height	14.0 m
Max. outreach	9.1 m
Support width	3.8 m
Lifting capacity	215 kg
Basket size	0.7x1.3m
Boom rotation	cont.
Basket rotation	90°
Boom control	proport.
Transport length	5.99 m
Transport width	1.80 m
Transport height	2.29 m
Weight	1960 kg
Driving system	std
AC-socket in the basket x 2	std
Electro motor	std
Petrol power pack	opt.
Diesel power pack	opt.
Gradeability	25%



DINO® 160XT

DINO® 180XT

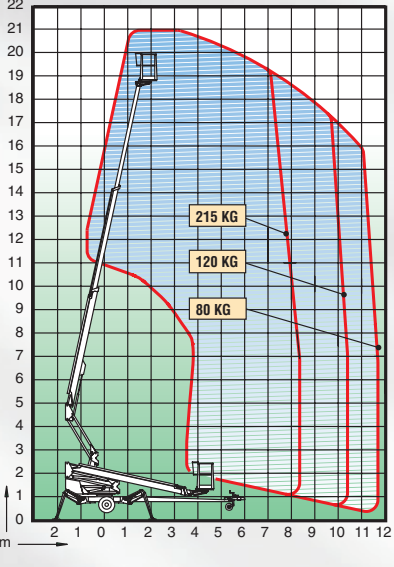


Max. working height	18.0 m
Max. platform height	16.0 m
Max. outreach	10.9 m
Support width	3.8 m
Lifting capacity	215 kg
Basket size	0.7x1.3m
Boom rotation	cont.
Basket rotation	90°
Boom control	proport.
Transport length	6.57 m
Transport width	1.80 m
Transport height	2.29 m
Weight	2115 kg
Driving system	std
AC-socket in the basket x 2	std
Electro motor	std
Petrol power pack	opt.
Diesel power pack	opt.
Gradeability	25%



DINO® 180XT

DINO® 210XT

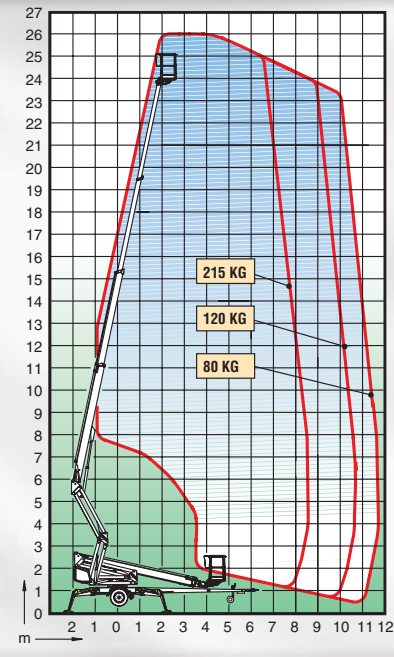


Max. working height	21.0 m
Max. platform height	19.0 m
Max. outreach	11.7 m
Support width	4.3 m
Lifting capacity	215 kg
Basket size	0.7x1.3m
Boom rotation	cont.
Basket rotation	90°
Boom control	proport.
Transport length	7.80 m
Transport width	1.93 m
Transport height	2.29 m
Weight	2465 kg
Driving system	std
AC-socket in the basket x 2	std
Electro motor	std
Petrol power pack	std
Diesel power pack	opt.
Gradeability	25%



DINO® 210XT

DINO® 260XTD

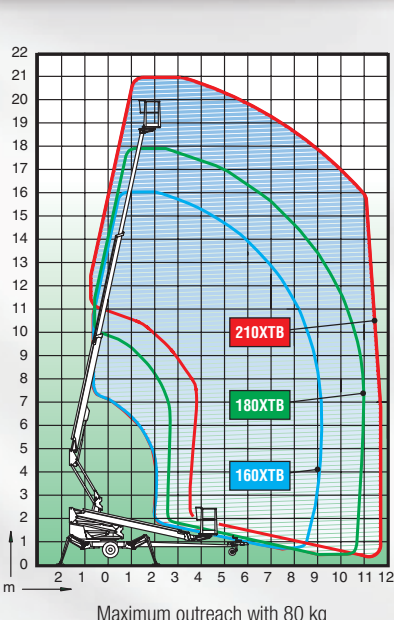


Max. working height	26.0 m
Max. platform height	24.0 m
Max. outreach	11.7 m
Support width	4.4 m
Lifting capacity	215 kg
Basket size	0.7x1.3m
Boom rotation	cont.
Basket rotation	90°
Boom control	proport.
Transport length	8.11 m
Transport width	2.05 m
Transport height	2.43 m
Weight	3495 kg
Driving system	std
AC-socket in the basket x 2	std
Electro motor	std
Petrol power pack	std
Diesel power pack	opt.
Gradeability	25%
Drive from the basket	std



DINO® 260XTD

DINO® XTB-SERIES



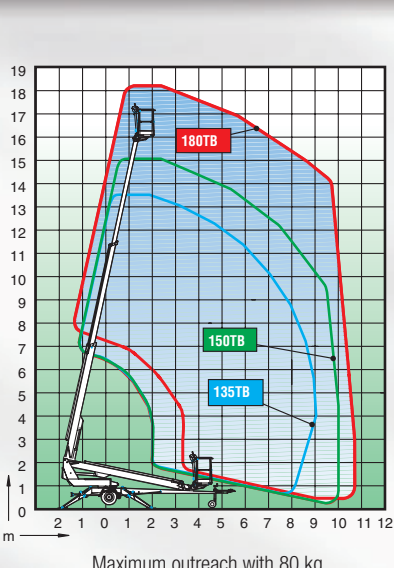
	160XTB	180XTB	210XTB
Max. working height	16.0 m	18.0 m	21.0 m
Max. platform height	14.0 m	16.0 m	19.0 m
Max. outreach	9.1 m	10.9 m	11.7 m
Support width	3.8 m	3.8 m	4.3 m
Lifting capacity	215 kg	215 kg	215 kg
Basket size	0.7x1.3 m	0.7x1.3 m	0.7x1.3 m
Boom rotation	cont.	cont.	cont.
Basket rotation	90°	90°	90°
Boom control	proport.	proport.	proport.
Transport length	5.99 m	6.57 m	7.80 m
Transport width	1.80 m	1.80 m	1.93 m
Transport height	2.29 m	2.29 m	2.29 m
Weight	2175 kg	2235 kg	2590 kg
Driving system	std	std	std
AC-socket in the basket	std	std	std
Batteries 235 Ah	std	std	std
DC Motor	std	std	std
Gradeability	25%	25%	25%



BATTERY POWERED TRAILERS / XTB-SERIES
DINO 160XTB • DINO 180XTB • DINO 210XTB

DINO® XTB-SERIES

DINO® TB-SERIES



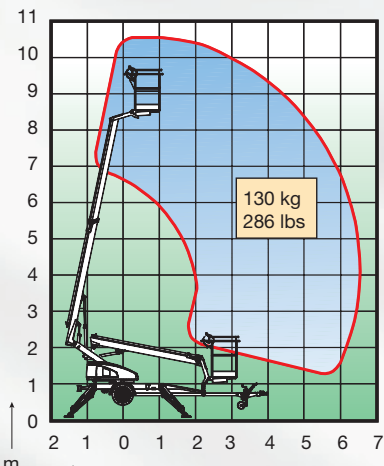
	135TB	150TB	180TB
Max. working height	13.5 m	15.0 m	18.0 m
Max. platform height	11.5 m	13.0 m	16.0 m
Max. outreach	9.1 m	10.0 m	10.7 m
Support width	3.8 m	3.8 m	3.8 m
Lifting capacity	215 kg	215 kg	215 kg
Basket size	0.7x1.3 m	0.7x1.3 m	0.7x1.3 m
Boom rotation	cont.	cont.	cont.
Basket rotation	90°	90°	90°
Boom control	proport.	proport.	proport.
Transport length	5.94 m	6.43 m	7.41 m
Transport width	1.78 m	1.78 m	1.78 m
Transport height	2.14 m	2.14 m	2.14 m
Weight	1765 kg	1835 kg	1945 kg
Driving system	std	std	std
AC-socket in the basket	std	std	std
Batteries 235 Ah	std	std	std
DC Motor	std	std	std
Gradeability	25%	25%	25%



BATTERY POWERED TRAILERS / TB-SERIES
DINO 135TB • DINO 150TB • DINO 180TB

DINO® TB-SERIES

DINO® 105TL

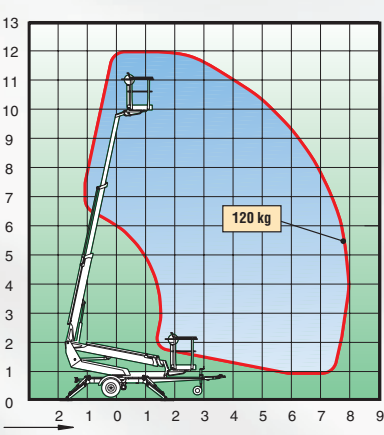


Max. working height	10.5 m
Max. platform height	8.5 m
Max. outreach	6.5 m
Support width	3.57 m
Basket size	0.75 x 0.80 m
Lifting capacity	130 kg
Transport length	5.43 m
Transport width	1.50 m
Transport height	1.99 m
Weight	950 kg
Boom control	2-speed
Boom rotation	+/- 355°
Driving system	optional
Electro motor	std



DINO® 105TL

DINO® 120T / 120TN



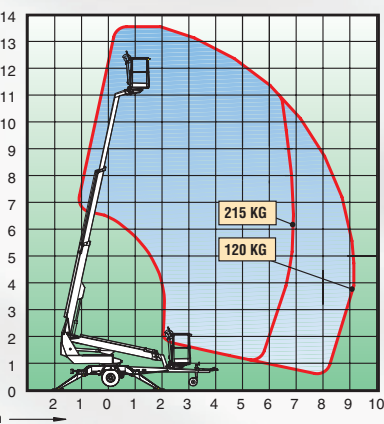
	120T	120TN
Max. working height	12.0 m	12.0 m
Max. platform height	10.0 m	10.0 m
Max. outreach	7.9 m	7.9 m
Support width	3.6 m	3.6 m
Lifting capacity	120 kg	120 kg
Basket size (round)	ø 0,85 m	ø 0,85 m
Boom rotation	cont.	cont.
Boom control	2-speed	2-speed
Transport length	5.52 m	5.52 m
Transport width	1.72 m	1.53 m min. 0,88 m
Transport height	1.96 m	2.05 m
Weight	1285 kg	1355 kg
Driving system	std	std
AC-socket in the basket x 2	std	std
Electro motor	std	std
Petrol power pack	opt.	opt.
Gradeability	25%	25%

DINO® 120TN



DINO® 120T / 120TN

DINO® 135T

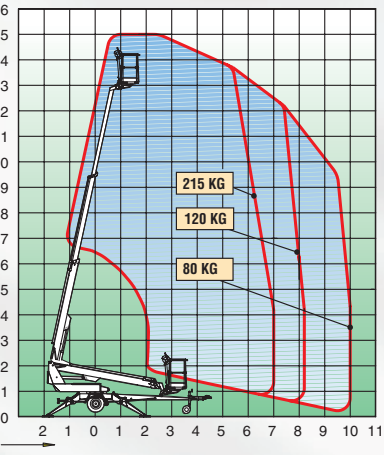


Max. working height	13.5 m
Max. platform height	11.5 m
Max. outreach	9.1 m
Support width	3.8 m
Lifting capacity	215 kg
Basket size	0.7x1.3m
Boom rotation	cont.
Basket rotation	90°
Boom control	proport.
Transport length	5.94 m
Transport width	1.78 m
Transport height	2.14 m
Weight	1635 kg
Driving system	std
AC-socket in the basket x 2	std
Electro motor	std
Petrol power pack	opt.
Gradeability	25%



DINO® 135T

DINO® 150T

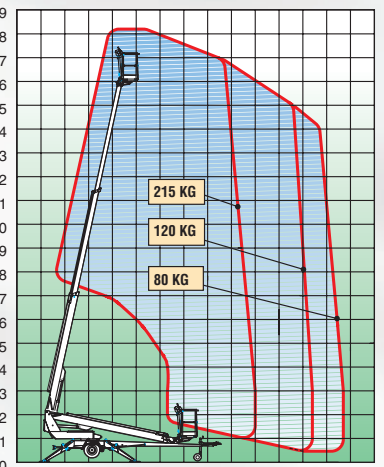


Max. working height	15.0 m
Max. platform height	13.0 m
Max. outreach	10.0 m
Support width	3.8 m
Lifting capacity	215 kg
Basket size	0.7x1.3m
Boom rotation	cont.
Basket rotation	90°
Boom control	proport.
Transport length	6.43 m
Transport width	1.78 m
Transport height	2.14 m
Weight	1670 kg
Driving system	std
AC-socket in the basket x 2	std
Electro motor	std
Petrol power pack	opt.
Gradeability	25%



DINO® 150T

DINO® 180T

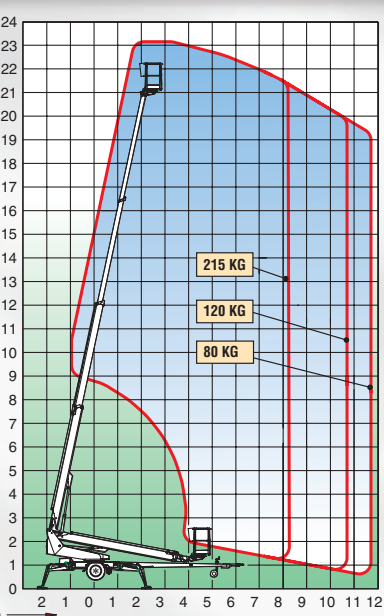


Max. working height	18.0 m
Max. platform height	16.0 m
Max. outreach	10.7 m
Support width	3.8 m
Lifting capacity	215 kg
Basket size	0.7x1.3m
Boom rotation	cont.
Basket rotation	90°
Boom control	proport.
Transport length	7.41 m
Transport width	1.78 m
Transport height	2.14 m
Weight	1840 kg
Driving system	std
AC-socket in the basket x 2	std
Electro motor	std
Petrol power pack	opt.
Gradeability	25%



DINO® 180T

DINO® 230T



Max. working height	23.0 m
Max. platform height	21.0 m
Max. outreach	11.7 m
Support width	4.4 m
Lifting capacity	215 kg
Basket size	0.7x1.3m
Boom rotation	cont.
Basket rotation	90°
Boom control	proport.
Transport length	8.15 m
Transport width	2.05 m
Transport height	2.24 m
Weight	2960 kg
Driving system	std
AC-socket in the basket x 2	std
Electro motor	std
Petrol power pack	std
Diesel power pack	opt.
Gradeability	25%



DINO® 230T



DINO Lift®

Dinolift Oy
Raikkolantie 145 • FI-32210 LOIMAA • FINLAND
Tel. +358 (0)20 1772 400 • Fax +358 (0)2 76 27 160
www.dinolift.com

Technical specifications are subject to change without prior notice.